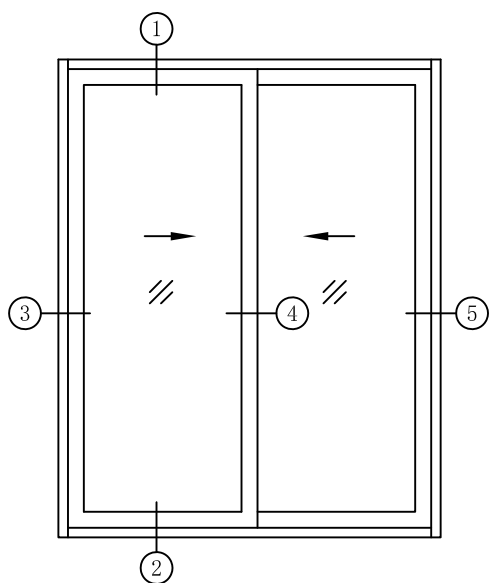
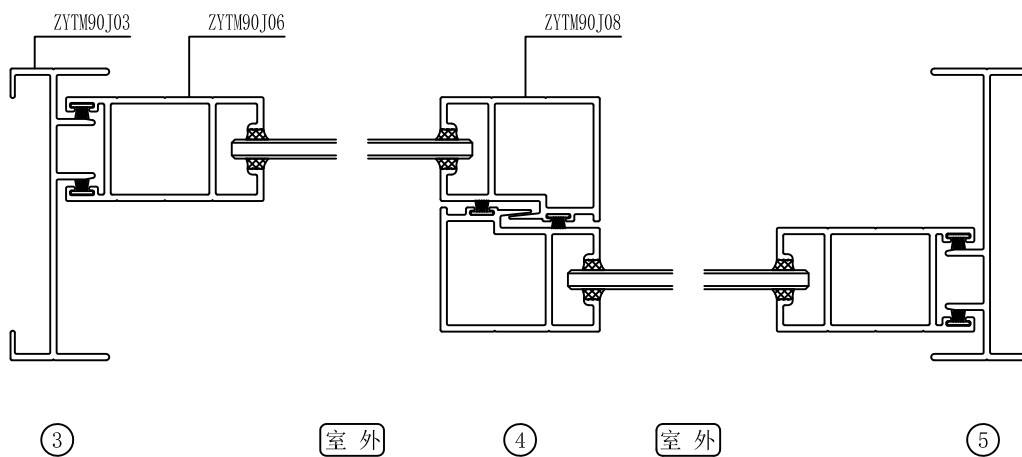
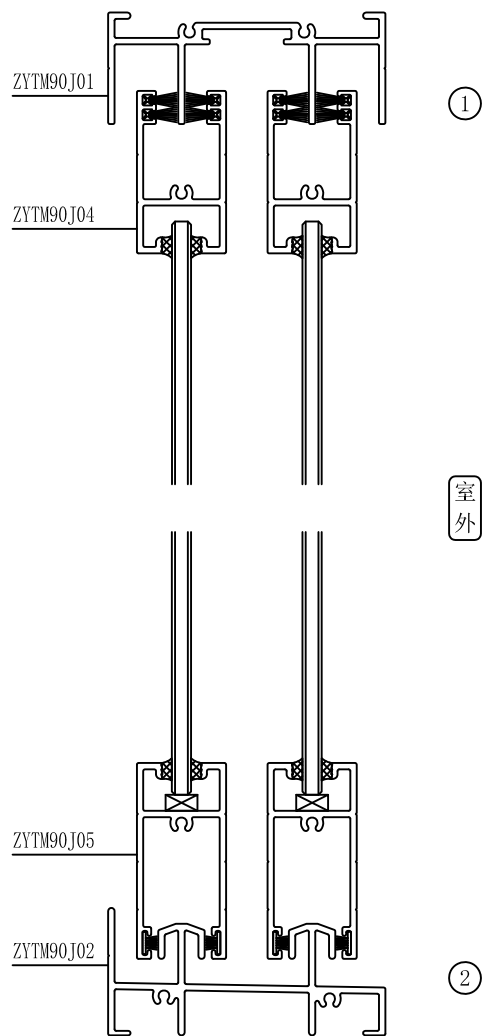


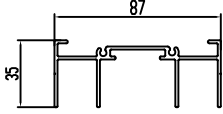
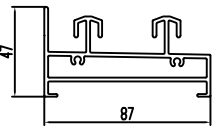
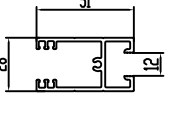
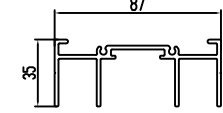
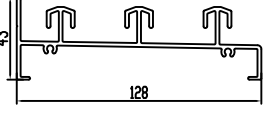
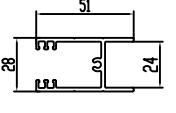
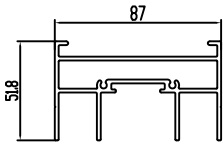
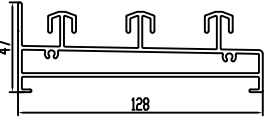
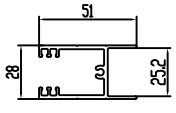
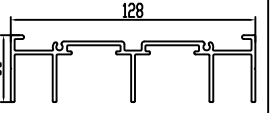
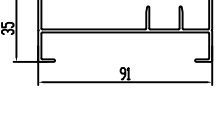
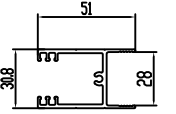
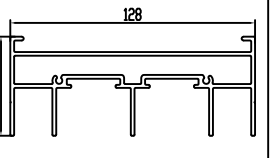

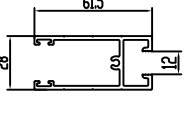
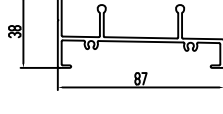
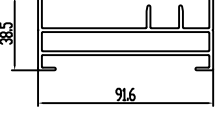
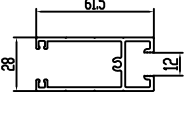
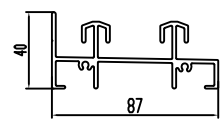

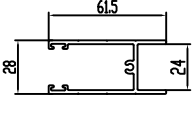
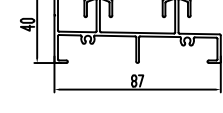
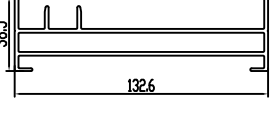
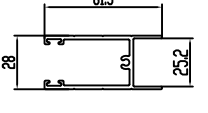
ZYTM90J系列推拉门结构图



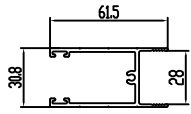
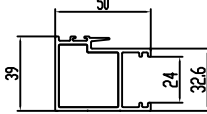
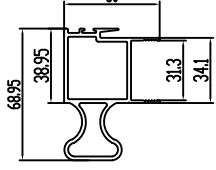
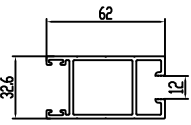
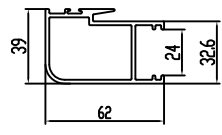
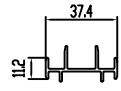
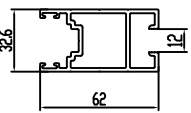
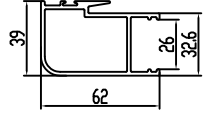
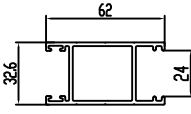
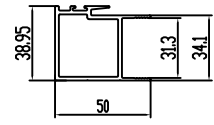
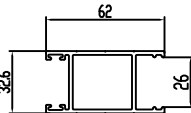
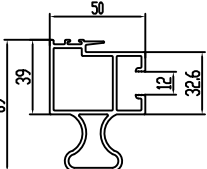
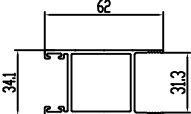
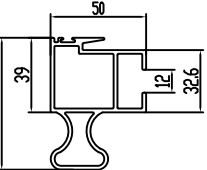
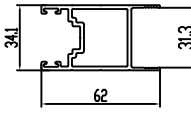
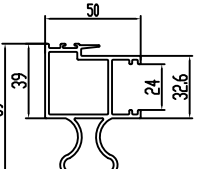
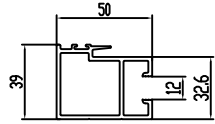
标准门：1.8mX2.2m，耗材约5.7kg/m²。



ZYTM90J系列推拉门型材目录

型材编号	图 例	型材编号	图 例	型材编号	图 例
名称		名称		名称	
壁厚T(mm)		壁厚T(mm)		壁厚T(mm)	
重量(kg/m)		重量(kg/m)		重量(kg/m)	
ZYTM90J33		ZYTM90J37		ZYTM90J04	
上滑		下滑		单玻上方	
T=1.6		T=2.0		T=2.0	
1.073 kg/m		1.908 kg/m		0.909 kg/m	
ZYTM90J01		ZYTM90J25		ZYTM90J04A	
上滑		三轨下滑		双玻上方	
T=2.0		T=2.0		T=2.0	
1.297 kg/m		1.878 kg/m		0.816 kg/m	
ZYTM90J36		ZYTM90J40		ZYTM90J04B	
上滑		三轨下滑		双玻上方	
T=2.0		T=2.0		T=2.0	
1.919 kg/m		2.593 kg/m		0.762 kg/m	
ZYTM90J24		ZYTM90J35		ZYTM90J27	
三轨上滑		边封		双玻上方	
T=2.0		T=1.6		T=2.0	
1.715 kg/m		0.844 kg/m		0.770 kg/m	
ZYTM90J39		ZYTM90J03		ZYTM90J05	
三轨上滑		边封		单玻下方	
T=2.0		T=2.0		T=2.0	
2.569 kg/m		0.996 kg/m		0.983 kg/m	
ZYTM90J28		ZYTM90J38		ZYTM90J29	
下滑		边封		下方	
T=2.0		T=2.0		T=2.0	
1.087 kg/m		1.545 kg/m		0.986 kg/m	
ZYTM90J02		ZYTM90J26		ZYTM90J05A	
下滑		三轨边封		双玻下方	
T=2.0		T=2.0		T=2.0	
1.553 kg/m		1.211 kg/m		0.890 kg/m	
ZYTM90J34		ZYTM90J41		ZYTM90J05B	
下滑		三轨边封		双玻下方	
T=1.8		T=2.0		T=2.0	
1.272 kg/m		1.989 kg/m		0.835 kg/m	

ZYTM90J系列推拉门型材目录

型材编号	图 例	型材编号	图 例	型材编号	图 例
名称		名称		名称	
壁厚T(mm)		壁厚T(mm)		壁厚T(mm)	
重量(kg/m)		重量(kg/m)		重量(kg/m)	
ZYTM90J21 双玻下方 T=2.0 0.843 kg/m		ZYTM90J08A 双玻勾企 T=2.0 1.013 kg/m		ZYTM90J23A 加强勾企 T=2.0 1.420 kg/m	
ZYTM90J06 单玻光企 T=2.0 1.152 kg/m		ZYTM90J15 中空勾企 T=2.0 1.174 kg/m		ZYTM90J11 收口 T=1.4 0.336 kg/m	
ZYTM90J30 单玻光企 T=2.0 1.209 kg/m		ZYTM90J15B 中空勾企 T=2.0 1.149 kg/m			
ZYTM90J06A 双玻光企 T=2.0 1.070 kg/m		ZYTM90J23 勾企 T=2.0 0.913 kg/m			
ZYTM90J06B 双玻光企 T=2.0 1.046 kg/m		ZYTM90J16 把手单玻勾企 T=2.0 1.593 kg/m			
ZYTM90J22 光企 T=2.0 0.986 kg/m		ZYTM90J32 加强单玻勾企 T=2.0 1.607 kg/m			
ZYTM90J31 双玻光企 T=2.0 1.051 kg/m		ZYTM90J17 把手双玻勾企 T=2.0 1.515 kg/m			
ZYTM90J08 单玻勾企 T=2.0 1.095 kg/m		ZYTM90J09B 把手双玻勾企 T=2.0 1.659 kg/m	