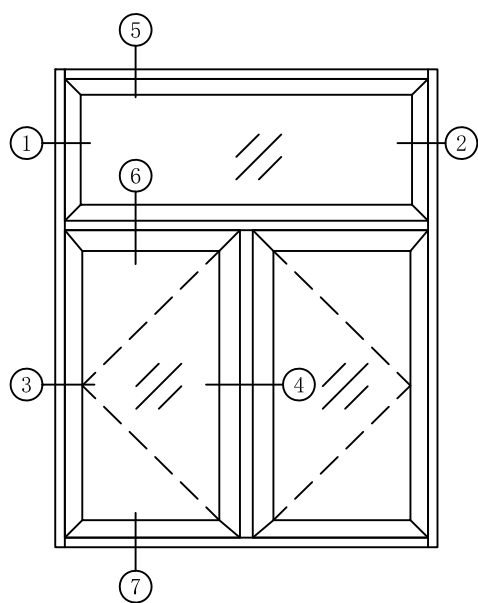
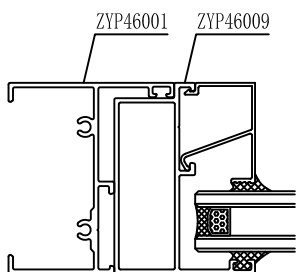
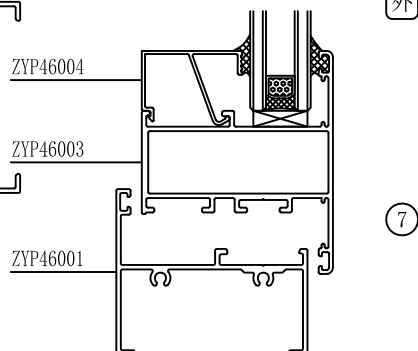
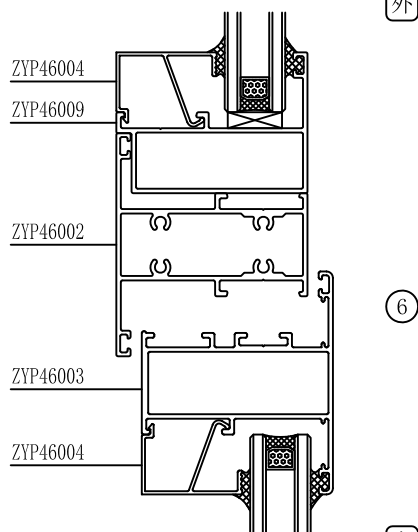
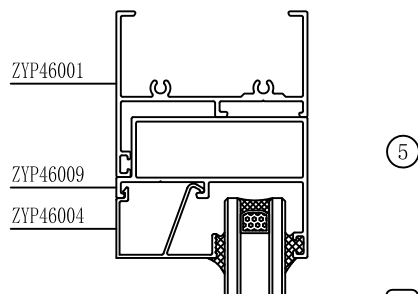


ZYP460系列平开窗结构图

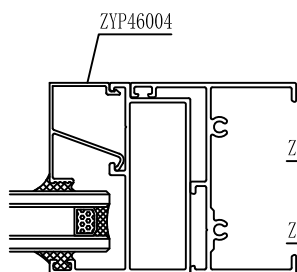


标准窗: 1.5mX1.5m, 耗材约10.8kg/m²。

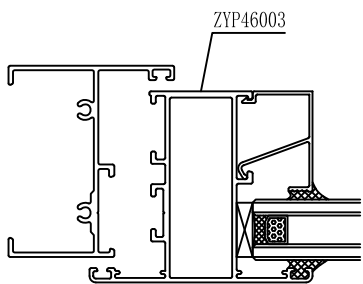


①

室外

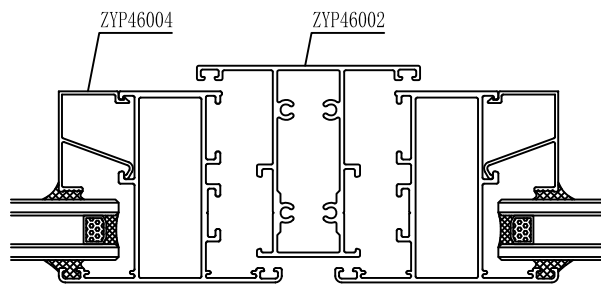


②



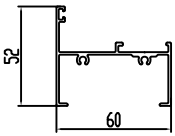
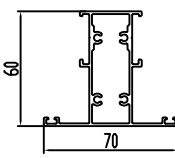
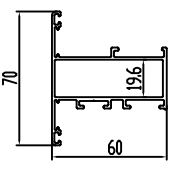
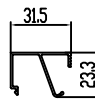
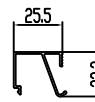
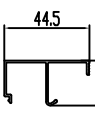
③

室外



④

ZYP460系列平开窗型材目录

型材编号	图 例	型材编号	图 例	型材编号	图 例
名称		名称		名称	
壁厚T(mm)		壁厚T(mm)		壁厚T(mm)	
重量(kg/m)		重量(kg/m)		重量(kg/m)	
ZYP46001 窗框 T=1.4 0.753 kg/m					
ZYP46002 中挺 T=1.4 1.179 kg/m					
ZYP46003 窗扇 T=1.4 1.073 kg/m					
ZYP46004 压线 T=1.0 0.251 kg/m					
ZYP46005 压线 T=1.0 0.235 kg/m					
ZYP46007 压线 T=1.0 0.284 kg/m					
ZYP46009 转换框 T=1.4 0.745 kg/m	